

## FEATURES

- Wide LCD backlight display
- Instrument operated by a rotation "Encoder"
- 2 metering pumps with PVDF pump heads
- Flow control input
- pH range: 0-14 pH; Chlorine range: 0-10 mg/l Cl<sub>2</sub>
- Chlorine probe (to specify): ECL1; ECL6; ECL12; ECL3S
- Alarms: max dosing time, probe check-up, level, voltage, flow
- N.O. or N.C. digital input
- "Fast" or "full" calibration
- Programmable delay at dosing startup (max 60 minutes)
- pH priority dosage
- Probe check-up
- pH compensation
- Electrovalve for brominator or chlorine generator (hydrolysis)
- Test for defining injection volume
- Weekly timer for Flocculant dosing
- Environment working temp.: -10°C - 45°C (14°F - 113°F)
- Power supply 190÷265 VAC; 50/60 Hz
- RS485 output for web control (ERMES)



WDPHCF is an integrated All-in-One Swimming Pool Controller with two metering pumps: for acid (pH) and Flocculant (gr/h). Electrovalve for brominator or chlorine generator (hydrolysis) dosing.

It is possible to operate in two different working modes: On/Off or proportional according with the set points.

In On/Off working mode, a "Waiting Time" function let the pumps operate at pulses per minutes for a set time (1 pulse every x minutes) to provide a reaction time.

### INPUT:

- Stand-by
- Flow
- pH level
- Flocculant level
- pH probe
- Chlorine probe
- Power supply

### OUTPUT:

- pH pump
- Flocculant pump
- Alarm output
- Electrovalve relais/PWM



*Important operational messages easily recognizable by the different background colors of the display*

## CONFIGURATION CODE

MODELS
0310
SELF-VENTING MODELS
0307

POWER SUPPLY	
00	230 VAC Schuko plug
01	230 VAC without plug
03	115 VAC US plug

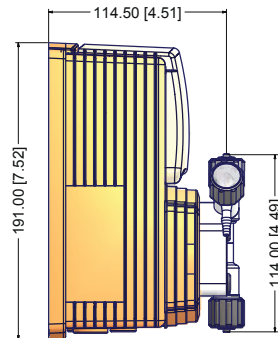
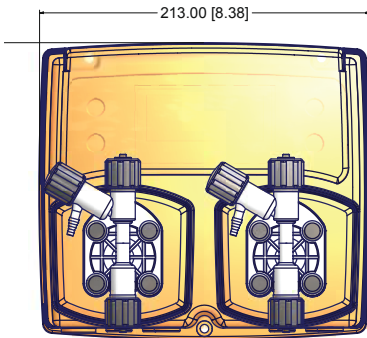
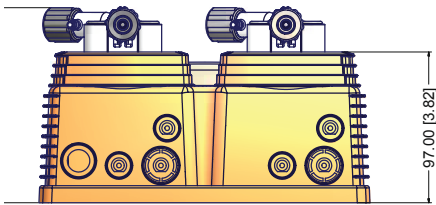
Model

WDF 0310 1 00 00 000

LIQUID ENDS								
	Head	Orings	Valves		Diaphragm	Hoses		Viscosity Max CPS
			Body	Balls		Delivery	Suction	
1	PVDF	Viton®	PVDF	Ceramic	PTFE	PE	PVC	100
2	PVDF	EPDM	PVDF	Ceramic	PTFE	PE	PVC	100

Viton® is a registered trademark of DuPont Dow Elastomers.

INFORMATION				
MODEL	Stroke speed		Power consumption	Weight
	Min stroke hour	Max stroke minute		
0310	1	180	32 Watt	3.0 Kg (6.61 Lbs)
SELF-VENTING MODEL				
0310	1	180	32 Watt	3.0 Kg (6.61 Lbs)



MORE INFORMATION						
MODEL	Flow		Stroke/minute	cc per stroke	Max pressure	
	l/h	GPH			bar	PSI
0310	10	2,64	180	0,93	03	44
SELF-VENTING MODEL						
0307	07	1,85	180	0,65	03	44